

WILD HORSE & BURRO

# Activity Book

*Fun for Learners of All Ages!*



U.S. Department of the Interior  
Bureau of Land Management  
Wild Horse and Burro Program

Hi there!

Did you know that there are thousands and thousands of wild horses and burros that roam across public lands in the Western United States?

The ancestors of these animals were once tame horses and burros. Many early Americans used horses or burros to travel from place to place and carry their belongings. Some of the animals escaped or were set free. The wild horses and burros of the West today are descendants of those domesticated animals.

Wild horses and burros are protected by law as living symbols of our country's history – it is against the law to harm or steal them! The Bureau of Land Management helps to protect them. This booklet is full of fun and educational activities to help you learn more about them and how and why we manage them.

Have fun completing the activities in this booklet! Please note, some of the hands-on activities may **require help from an adult** to gather supplies and ensure safe handling.

Once you have answered all the questions and you want to check your work, scan the QR code below or visit [www.BLM.gov/Programs/Wild-Horse-and-Burro/Educational-Resources](http://www.BLM.gov/Programs/Wild-Horse-and-Burro/Educational-Resources).



The BLM thanks Dr. Gwendolyn Mukes of Van Nuys, CA, for her expertise in helping to develop the activities for this booklet. With 50 years experience as an educator, Dr. Mukes helped craft a product that is truly "Fun for Learners of All Ages!"

Cover photo: Wild horses on the Sands Basin Herd Management Area in Idaho

Photo credit: Frank Sorger

# Table of Contents

**1** CHAPTER 1  
**WILD HORSE & BURRO ORIGINS**

**5** CHAPTER 2  
**WHERE ARE THEY NOW?**

**8** CHAPTER 3  
**WHY BLM MANAGES THESE EQUINES**

**10** CHAPTER 4  
**HOW WE MANAGE THEM**

**13** CHAPTER 5  
**WHAT A HORSE OR BURRO NEEDS**

**16** CHAPTER 6  
**WHAT HORSES & BURROS CAN DO**

**20** CHAPTER 7  
**ANATOMY OF AN EQUINE**

**23** CHAPTER 8  
**BRING HOME YOUR OWN AMERICAN ICON**

Wild horses gallop across the Wind River Off-Range Pasture near Lander, WY



# 1 CHAPTER 1 Wild Horse & Burro Origins

## DID YOU KNOW?

Paleontologists have found fossils that let us know horses once lived in North America (Canada, Mexico, and the United States) since about 2.5 to 4 million years ago. However, those early, untamed equines went extinct in North America about 10,000 years ago. Horses were reintroduced to North America in 1519 when Spanish explorer, Hernán Cortés, brought 16 horses for his expedition. Other explorers, such as Coronado and De Soto, brought even larger herds of horses and burros to North America.

The size of the ships determined the number and size of the horses and burros to be transported. As the settlers and explorers moved westward, they met Native Americans who appreciated these animals. The Comanche Tribe was thought to have been among the first tribes to barter for these Spanish equines. Native Americans would trade with the settlers for supplies and other items that would help them as they crossed the land. When the settlers no longer needed the horses and burros, the animals were often released onto the open range where many different breeds mingled together and increased in numbers. Some of these modern-day feral horses are descendants of the Spanish equines. Today, America's wild horses and burros are protected and managed by the Bureau of Land Management (BLM).



Apsaroke woman on horseback, packhorse beside her.

Photo credit: Library of Congress

## ★ Crossword Puzzle


Read the origins of the Wild Horse to help you solve the puzzle along the way. All words are included in the story on page 1.

### ACROSS

2. Among the first tribe to obtain Spanish imported equines
3. Members of the horse family are known as \_\_\_\_
5. The M in Bureau of Land \_\_\_\_
7. Horses once lived in Canada, \_\_\_\_ and the United States
9. 1,000 x 1,000 = One \_\_\_\_\_
10. A synonym for the word 'Mix'
14. Continent entirely within the Northern Hemisphere
15. Scientist who studies the history of life on Earth through fossils

### DOWN

1. Spanish explorers: \_\_\_\_ and De Soto
4. \_\_\_\_ appreciated the horses brought over by the Spanish
6. Hernán Cortés was a Spanish \_\_\_\_
8. "Home, home on the \_\_\_\_!"
11. Direction the settlers and explorers moved
12. Another word for donkey
13. Large seagoing vessel



## HOW THEY CAME TO THE UNITED STATES

Domesticated horses were brought from Spain on large ships with Spanish explorers.

They sailed across the North Atlantic and journeyed through Cuba and Mexico before reaching the United States.

Painting of 16th-century Spanish conquistadors gazing at the Grand Canyon in Colorado

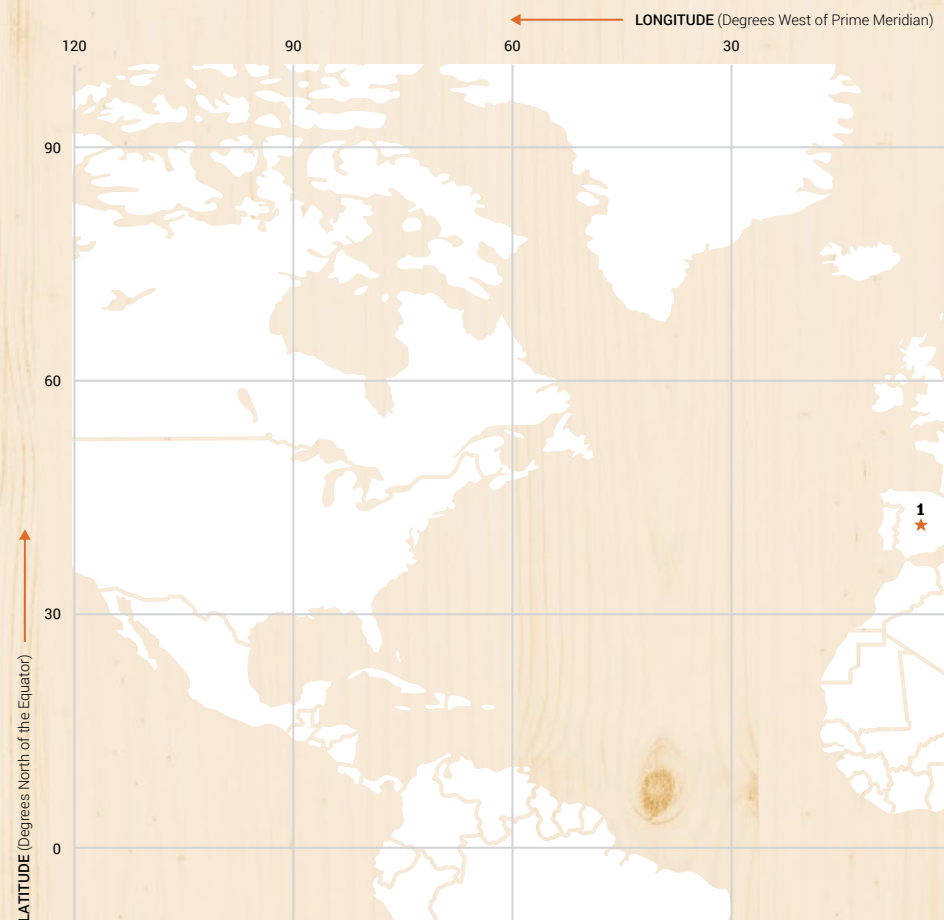
Painting credit: "La conquista del Colorado," Augusto Ferrer-Dalmau Nieto, 2017



### ★ Journey Activity

Figure the latitude and longitude of each stop on the journey. Mark each location with corresponding numbers, then connect the dots to map their route.

MAP LOCATION	LATITUDE	LONGITUDE
1. Spain (example)	40	4
2. Portugal	39	8
3. Dominican Republic	18	70
4. Cuba	21	78
5. Mexico City (Tenochtitlan)	19	99
6. San Pedro Cholula, Puebla	33	118
7. New Mexico	34	106
8. Arizona	34	111



### FUN FACTS

- ★ Burro is the Spanish word for donkey.
- ★ Horses produce 3 – 10 gallons of saliva every day.
- ★ Horses have eight different blood types whereas humans only have four blood types. A horse can also have more than one blood type.
- ★ Burros have been around since prehistoric times.
- ★ A horse's ears point to where he/she is looking. When both ears are facing forward, that means the horse is very attentive toward something.
- ★ Horses cannot burp...well, at least not the way you burp. They cannot vomit or breathe through their mouths like you do, either. A horse's digestive system is a one-way street – nothing like cows who regurgitate food to re-chew it. Since they cannot burp, they can suffer from colic.
- ★ An adult horse's brain weighs the same as a small child's brain.
- ★ Horses often keep a lookout as they sleep. A group of horses will not go to sleep (standing up or lying down) at the same time. At least one or two of them will stay awake to watch out for the others as they slumber.
- ★ Horses have around 205 bones in their skeleton (humans have 206).
- ★ Because horses' eyes are on the side of their head they are capable of seeing nearly 360 degrees at one time.
- ★ A male horse is called a stallion. A male burro is called a jack.
- ★ A female horse is called a mare. A female burro is called a jenny.

A young male horse is called a colt and a young female is called a filly.



# CHAPTER 2

## Where Are They Now?

### DID YOU KNOW?

When the United States was still a young country, it gained a lot of new land in the west, thanks to multiple treaties. To help the country grow, the government gave land away to settlers, railroads, and others. Some of the land was also set aside for special uses, like Native American reservations, national parks, and forests. Still, there was a lot of public land left over, which was mostly very arid and rugged. Over the years, many homesteaders, farmers and ranchers turned out their domestic horses and burros onto these areas. These uncared-for feral horses and burros made their home in the harsh areas. **Today there are 177 specially set aside areas on public land in the west where wild horses and burros live, along with native plants, wildlife, and livestock.**

### ★ State Word Scramble

Wild horses and burros roam throughout the western United States on specially set aside areas in ten states. Unscramble the states and write them next to the corresponding number.



1. \_\_\_\_\_
2. \_\_\_\_\_
3. \_\_\_\_\_
4. \_\_\_\_\_
5. \_\_\_\_\_
6. \_\_\_\_\_
7. \_\_\_\_\_
8. \_\_\_\_\_
9. \_\_\_\_\_
10. \_\_\_\_\_

### APPROPRIATE MANAGEMENT LEVEL

To protect the health of the land and to support healthy horses and burros, the Bureau of Land Management (BLM) works to achieve in each Herd Management Area (HMA) what is known as the Appropriate Management Level (AML). The AML is the number of horses/burros that the land can sustain in balance with other public land uses in these areas. AML is expressed as a range, from low to high. If the population exceeds the high AML, then some management action may be necessary, such as the removal of a certain number of animals.

### ★ AML Activity

STATE	HMA ACRES	WILD HORSE AND BURRO POPULATION (ESTIMATED MARCH 1, 2020)	AML RANGE: LOW	AML RANGE: HIGH
AZ	1,498,207	7,547	1,340	1,676
CA	2,053,082	12,241	1,446	2,200
CO	365,988	2,116	423	812
ID	383,894	664	391	617
MT	27,094	170	90	120
NV	14,032,947	51,528	7,597	12,811
NM	24,506	200	58	83
OR	2,733,577	6,196	1,356	2,700
UT	2,154,458	5,746	1,114	1,956
WY	3,644,013	8,706	2,520	3,795
<b>TOTAL</b>	<b>26,917,766</b>	<b>95,114</b>	<b>16,335</b>	<b>26,770</b>

Write your answers in the spaces below.

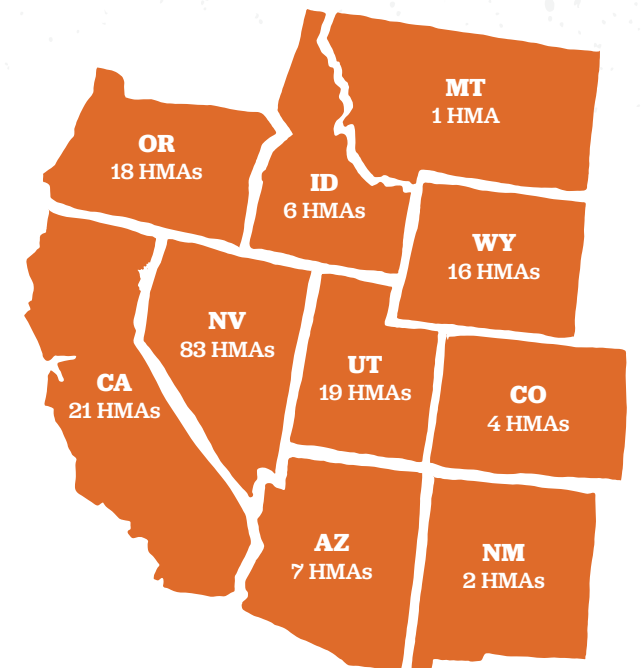
For each state, calculate the number of wild horses and burros exceeding what the land can support.

\*Hint: Total Horses and Burros minus the AML

What state has the highest number of HMAs? What state has the lowest AML?

What state has the most HMA acres?

What effects do you think overpopulation of wild horses and burros might have on natural resources and public rangelands?



# Let's try this!

## How to Make a Magnetic Compass

Nevada is the western state with the largest number of wild horses and burros. Many years ago, before modern GPS systems, explorers and settlers had to use compasses to determine direction. You can make a homemade compass to find your way to Nevada or any of the other states where wild horses and burros live.

### Materials



Bowl of water



Sewing pin or needle



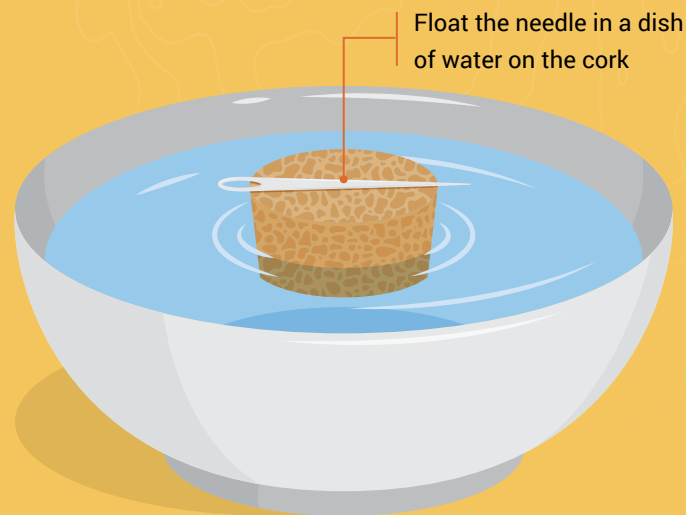
Magnet



Slice of cork

### Directions

1. Cut the top off of your cork.
2. Turn the sewing needle into a magnet by stroking the needle across the magnet about 30 – 40 times. Be sure to stroke in one direction only, not back and forth. Now the needle will be magnetized!
3. Next, place the needle on the circle of cork/foam and place it on top of the water.
4. Try to place it in the center of the bowl, keeping it away from the edges. The needle will begin to slowly turn around and eventually the needle will point North and South.



### BUT WAIT, I DO NOT HAVE A...

**Needle:** use a straightened paper clip

**Cork:** use the bottom of a Styrofoam cup or piece of plastic, or the cap from a milk jug

**Bowl:** use a deep plate

### How it Works

Every magnet has a north and south pole. A compass is a small magnet that aligns itself with the north and south poles of the Earth's magnetic field. As the needle is stroked across the magnet, it becomes magnetized because the electrons within the needle straighten up and align themselves with the magnet.

Then, the magnetized needle aligns itself with the Earth's magnetic field when it is placed on top of the water.

Use an acronym to remember North / East / South / West compass directions.

**N** Never

**E** Eat

**S** Soggy

**W** Worms

Some additional acronyms include:

- Never Eat Sour Watermelon
- Never Eat Sour Worms
- Never Eat Soggy Waffles

What other acronyms can you think of?

# 3

## CHAPTER 3

# Why BLM Manages These Equines

### DID YOU KNOW?

Early in the 20<sup>th</sup> century, wild horses were hunted down, captured and shipped to slaughterhouses. Then, in the 1950's, people became aware of some of the more inhumane treatment of these animals. Thus, a movement began to protect these wild and free animals because they were *loved and revered by the American people*; they were seen as symbols representing the pioneer spirit of the growing west.

On December 15, 1971, Congress passed the Wild Free-Roaming Horses and Burros Act that gave wild horses and burros special protection. With 26.9 million acres of public land as home for roaming wild horses and burros, the Bureau of Land Management (BLM) focuses on ensuring no one steals or harms these beautiful, special animals. The BLM is also responsible for making sure that there are healthy herds living on healthy rangelands and that these herds of equines do not grow too large in population. If the BLM did not do this job, too many wild horses and burros could harm the land and the habitat that wildlife depends on; not to mention starve or die of thirst. The federal government manages these iconic animals so that generations of Americans will have the privilege to enjoy them in the future.



Wild horse from 1984 in Colorado

### ★ Cryptogram

Solve using words in the hints to decipher the paragraph.

Example: Every N in the paragraph is actually an M. Every X is an A. Write the actual letters over the code letters. If there is not a letter represented, try to figure out what the missing letters are.

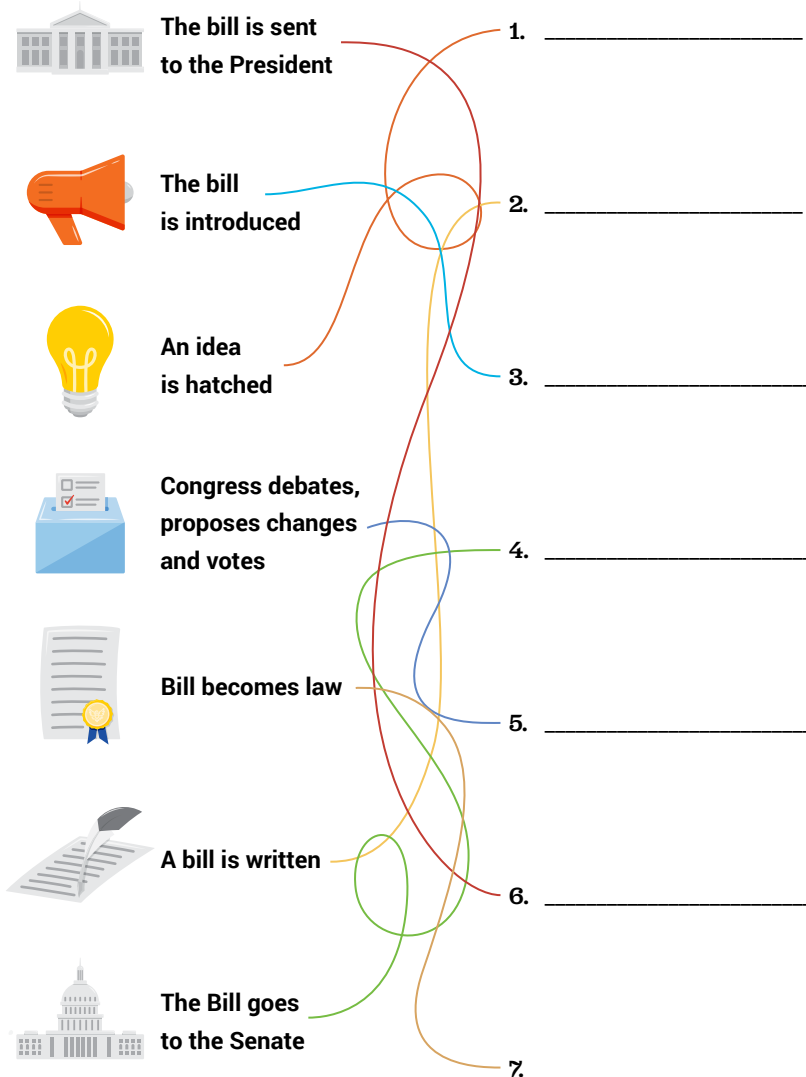
And here are your hints:

- |       |       |
|-------|-------|
| X = A | T = C |
| N = M | H = O |
| D = E | P = G |
| O = N | Z = R |
| L = T | R = S |

T H O P Z D R R J X R R D G L E D " F W S G  
 U Z D D Z H X N W O P E H Z R D R X O G  
 Q Y Z Z H R X T L " W O 1 9 7 1 . L E W R  
 N D X O R L E D R D X O W N X S R X Z D  
 R M N Q H S R H U L E D J W H O D D Z  
 R J W Z W L H U L E D F D R L . L E D M  
 X Z D J Z H L D T L D G Q M L E D  
 Q Y Z D X Y H U S X O G N X O X P D N D O L  
 X O G L E D Y . R . U H Z D R L R D Z I W T D .

## ★ Making a Bill a Law Activity

Follow the path to determine the steps taken to make The Wild Free-Roaming Horses and Burros Act become a law. Fill in the blanks on the right with the name of the step to figure out the order.



## You, too, can affect the law by creating a bill.

Change the law by creating a bill! A bill starts with an idea and can come from anyone! If you have an idea, contact your elected official and if they want to try to make it a law, they can. The bill is introduced in either House of Congress by a primary sponsor, Senator, or Representative. The bill then goes to a committee where Representatives or Senators meet in small groups to research, talk, or make changes. Once agreed upon, the bill goes to Congress where members of the House or Senate review the bill and vote. Both Houses have to agree on the version of the final bill before the President. When the bill reaches the President, if he/she approves, it becomes law!

What ideas do you have that would make our country a stronger and better one? What laws do you think need to be enacted?

---



---



---

Select your best idea; write a letter to your district's Congressman and/or Senator and share your idea.

Visit [USA.gov/Elected-Officials](https://www.usa.gov/Elected-Officials) to get the address of each of your representatives.

# 4 CHAPTER 4 How We Manage Them

## DID YOU KNOW?

In determining the Appropriate Management Level (AML) for wild horses and burros on the public lands, the Bureau of Land Management (BLM) uses scientific principles of rangeland management to determine the population of wild horses and burros that the habitat can sustain. The BLM's goal is to protect the rangeland, soil, water, and vegetation resources in balance with other uses, including ranching, hunting, recreation, and wildlife habitat.

As of March 2020, the high AML for wild horses and burros across 10 Western states is 26,770. That same year, the BLM determined these public lands were home to approximately 95,000 wild horses and burros. That is more than three times the national AML! When herds grow too large, BLM gathers and removes a certain number of animals so the others can stay and live on healthy rangelands. In most places, the BLM uses helicopters that act like border collies in the sky to guide selected herd animals into corrals. This is usually done when there are a lot of animals spread out over a large area. In other smaller areas and where there are generally fewer animals, the BLM uses water or food to entice the animals into corrals. Those that are removed are then offered for adoption or sale. If the animals are not adopted or sold, the BLM will then care for them for the remainder of their lives. It is important to their health and well-being for the BLM to manage them in efficient ways.

## ★ Rangeland Population Activity

Since wild horses and burros have virtually no natural predators, their herd sizes can increase about 20% per year and double about every four years. Use the table to calculate the growth of wild horse and burros in any given year (represented by the letters).

FISCAL YEAR	HORSES & BURROS	20%	TOTAL
A	5,450	1,090	6,540
B	6,540	1,308	
C			
D			
E			

What are the total number of horses and burros in year A?

Calculate the total number of animals for Year B; continue to Year E. (Round to the nearest whole number)

What is the difference between year C and year D?



## Before the Wild Free-Roaming Horses and Burros Act...

Wild Horse Annie (Velma Johnston), was an animal welfare activist. She led a grass roots campaign (famously involving many school children) to stop the eradication of mustangs and free-roaming burros from public lands.

In 1959, she was instrumental in passing legislation to prevent aircraft and land vehicles from inhumanely capturing wild horses and burros, called the "Wild Horse Annie Act."

## ★ Wild Horse and Burro Math Activity

Figure the value of each symbol. Solve the equations. Make sure to pay attention – it can get tricky!

$$\begin{array}{l}
 \text{Horse} + \text{Horse} + \text{Horse} = 30 \\
 \text{Bales} + \text{Bales} + \text{Horse} = 50 \\
 \text{Burro} + \text{Burro} + \text{Bales} = 20 \\
 \text{Horse} + \text{Burro} - \text{Bales} = \_\_\_ \\
 \text{Bales} \times \text{Horse} \div \text{Bales} = \_\_\_ \\
 \text{Burro} - \text{Horse} + \text{Bales} = \_\_\_
 \end{array}$$

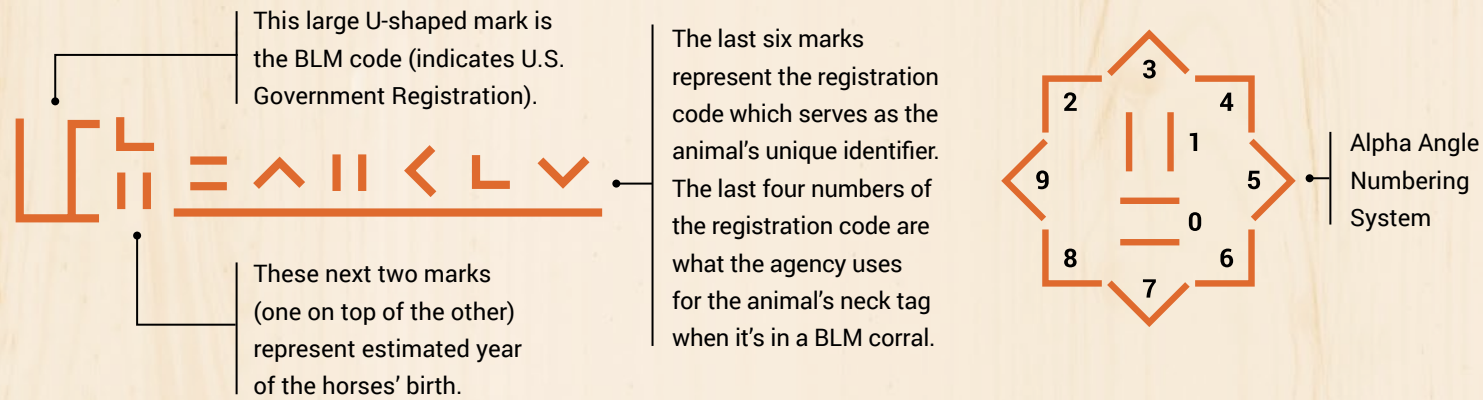
## FREEZE MARKS

Branding is an important process that permanently marks an animal to show ownership. Sometimes ranchers will use a hot iron to brand their animals.

The Bureau of Land Management uses a super cold iron to create what's called a freeze mark on wild horses and burros removed from the range. It is a permanent, unalterable brand, that is generally painless for the animal. A freeze mark is applied on the left side of the horse's or burro's neck and follows the International Alpha Angle System. This system uses a series of angle marks that correspond to a numbering as shown below.



The graph below illustrates how to read a freeze mark. Let's take a look.



### ★ Freeze Mark Activities

Sample Above Decoded:

Registering Organization: United States Government

Year of Birth: 8-1 means 1981

Registration Number: 0-3-1-9-8-7 means 031987

See how easy that was? Now you try reading each angle that will determine the freeze mark number.

\_\_\_\_\_

\_\_\_\_\_

\_\_\_\_\_

Using the Alpha Angle Numbering System, draw your own freeze mark using the numbers below.

9 2 0 1 1 3 7 8 \_\_\_\_\_

1 0 0 4 6 5 3 1 \_\_\_\_\_

1 8 0 3 7 2 4 6 \_\_\_\_\_

## Let's try this! How to Make a "Freeze Mark"

Create your very own "freeze mark" with a temporary tattoo. Use any eight numbers that you like, even your birthday. For example, the Wild Free-Roaming Horses and Burros Act was signed into law on December 15, 1971. So the "birthday" of the Act would be: 12151971. There are no rules. Have fun!

### Materials



A printout or drawing of your desired tattoo in the size you want, image reversed



Wax paper



Pencil



Liquid or black eyeliner



Cotton ball



Rubbing alcohol



Washcloth



Baby powder



Liquid bandage

### BUT WAIT, I DO NOT HAVE...

- Rubbing alcohol: use antibacterial soap
- Computer/printer: trace image on tracing paper and cut out
- Eyeliner: felt tip, non-toxic marker
- Liquid bandage: use aerosol hair spray





# 5

## CHAPTER 5

# What a Horse or Burro Needs

### DID YOU KNOW?

Wild horses and burros need plenty of food, water, and shelter, just like you and other living things. They are accustomed to eating native grasses and shrubs on the rangelands. They roam and have never eaten grains (oats and hay), and do not recognize them as food until they are captured.

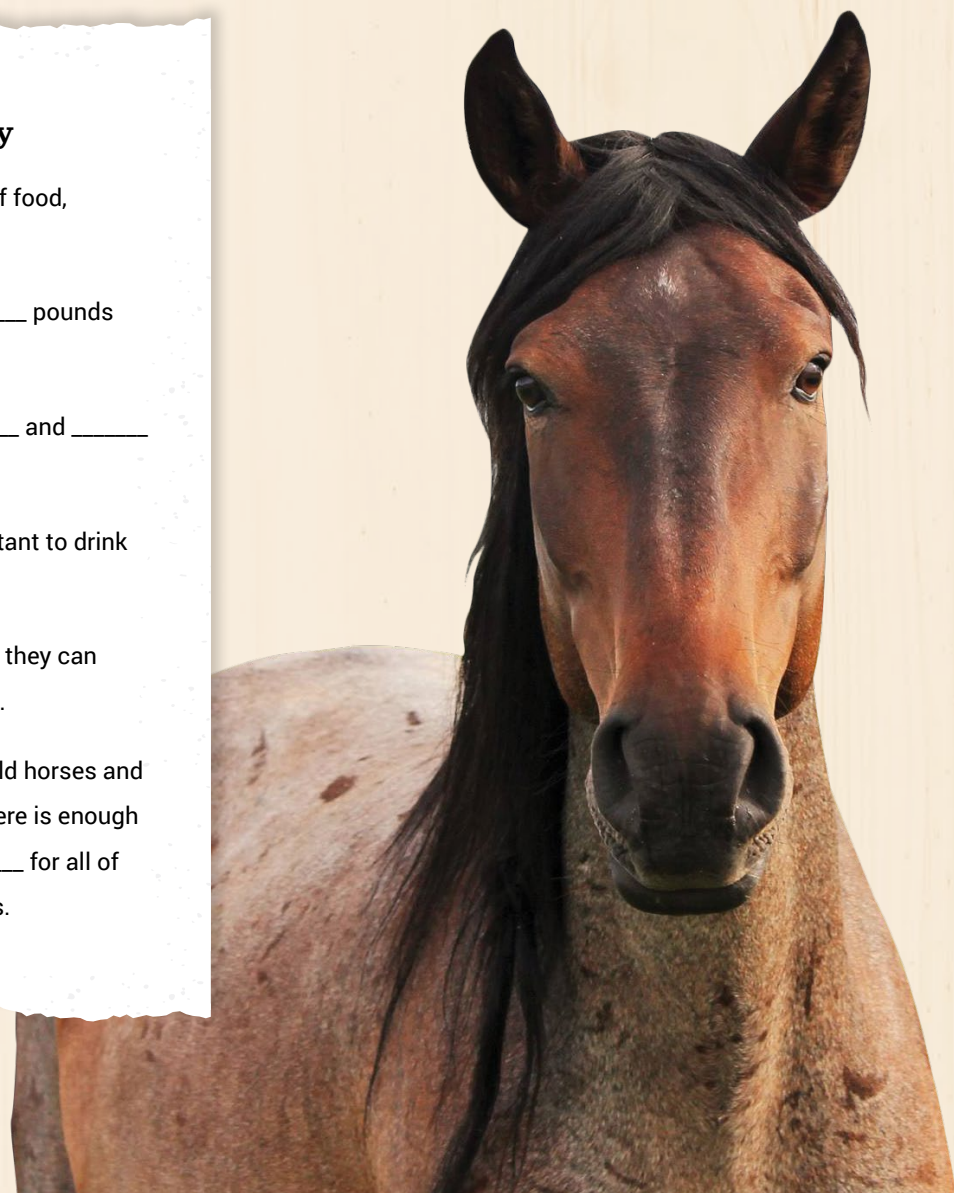
Depending on the type and amount of forage available, a single horse may eat 20 to 25 pounds or more per day. Just like you, fresh water is very important to drink each day and horses and burros are no different. A healthy horse needs between 10 and 20 gallons of water per day. Unfortunately, in most places where wild horses and burros live, there is very little water. Wild horses and burros are used to living outdoors, but they still need places where they can escape the harsh elements. The Bureau of Land Management (BLM) must limit the number of wild horses and burros that live in certain areas so there is enough food and water for all of the wildlife and other grazing animals.

A SINGLE HORSE CAN EAT  
**20 to 25 pounds**  
OF FORAGE PER DAY

A HEALTHY HORSE  
OR BURRO NEEDS  
**10 to 20 gallons**  
OF WATER PER DAY

### ★ Fill in the Blanks Activity

1. Wild horses and burros need plenty of food, \_\_\_\_\_, and shelter.
2. A single horse may eat \_\_\_\_\_ to \_\_\_\_\_ pounds per day.
3. A healthy horse needs between \_\_\_\_\_ and \_\_\_\_\_ gallons of water per day.
4. \_\_\_\_\_ water is very important to drink each day.
5. They (horses) still need places where they can escape the \_\_\_\_\_ and \_\_\_\_\_ winds.
6. The BLM must limit the number of wild horses and burros that live in certain areas so there is enough \_\_\_\_\_ and \_\_\_\_\_ for all of the wildlife and other grazing animals.



### ★ Word Search


- AVAILABLE
- CATTLE
- ESCAPE
- FOOD
- FORAGE
- HARSH WINDS
- HIDE
- IMPORTANT
- LIMIT
- LIVING
- NATIVE GRASSES
- OUTDOORS
- PREDATORS
- RANGELANDS
- ROAM
- SHELTER
- SHRUBS
- SUN
- WATER
- WILDLIFE

C	F	K	X	A	D	E	E	G	F	G	O	L	M	D	L	K	N	N	K
X	M	I	I	A	P	Z	A	S	Z	A	I	G	H	G	M	K	J	S	G
N	B	T	Q	A	A	P	H	M	Y	T	X	U	C	C	D	L	U	I	A
B	O	S	C	K	Y	E	X	O	K	H	K	W	H	I	E	N	Y	B	G
X	K	S	G	A	L	E	T	E	G	A	R	O	F	L	I	V	I	N	G
G	E	Q	Q	T	E	F	I	L	D	L	I	W	O	Q	W	Q	N	V	T
I	S	E	E	W	N	A	T	I	V	E	G	R	A	S	S	E	S	N	Q
I	U	R	L	T	X	A	Y	I	I	S	C	Y	A	K	T	R	A	A	H
S	F	D	H	J	O	H	L	L	L	X	X	I	P	E	P	T	M	R	D
F	R	O	W	F	E	X	B	L	B	A	T	P	O	L	R	M	O	L	B
R	E	O	M	T	T	O	S	B	U	R	H	S	R	O	W	A	Q	R	X
R	P	F	T	Z	N	E	Q	W	M	M	N	T	P	F	M	Q	K	A	O
I	S	D	N	A	L	E	G	N	A	R	I	M	S	P	O	J	L	E	U
S	G	Z	W	I	D	I	J	D	B	M	I	S	T	W	S	Z	D	E	T
E	R	B	N	M	O	E	C	P	I	F	J	P	X	W	V	P	Y	Z	D
X	L	D	H	D	R	J	R	L	E	L	B	A	L	I	A	V	A	A	O
P	F	T	U	E	W	Q	A	P	S	D	C	N	J	Q	A	N	B	Y	O
V	E	Q	T	C	T	Z	A	L	R	X	U	U	C	P	I	D	R	A	R
G	L	A	X	A	F	V	I	B	S	D	N	I	W	H	S	R	A	H	S
I	W	I	W	G	C	N	P	N	M	S	K	I	I	Y	E	D	I	H	E




★ **Find the Differences Activity**

Animals and humans are using the public land together in these two images. Can you find and circle the eight differences between the two pictures?




**IDENTIFYING RANGELAND PLANTS**

Many rangeland management decisions are based on the plants that exist on the rangeland. It is not only important to know each plant's growth habits, but it is equally important to know the shape of a plant's leaf, the margins (edges), and venation (pattern of veins of leaves).



**Grasses** are plants with long narrow leaves and hollow, jointed stems. Grasses do not have colored flowers and they produce grain-like seeds.



**Shrubs** are different from trees because they don't have a main trunk; instead, they have several main stems. Some plants can take both a tree and a shrub form, but most shrubs never grow up to be trees.



**Grass-like Plants** look like grasses but have solid stems (not hollow). Stems may be triangular or round and have veins in the leaves, which are parallel.



**Forbs** are broad-leaved, non-woody, flowering plants like most wildflowers.

★ **Plant Poster Activity**

Take a walk around your neighborhood (or a hike) with an adult and try to find all four types of rangeland plants if you can. Feel free to take pictures of other plants too. Then, print your photos and make a fun poster!

# 6 CHAPTER 6

## What Horses and Burros Can Do

**DID YOU KNOW?**

People have shared a special bond with horses and burros for a very long time. We know that they are very smart and inquisitive animals with a strong desire to please. Wild equines will not respond well if they are treated harshly or aggressively, nor will they respond to being handled in a lax or indecisive manner, just like humans. When training a wild horse or burro, it is important to establish clear boundaries so a trusting relationship can form.

When a burro is adopted and trained, it will be able to do many useful things, such as pull wagons or haul loads on their backs. A trained horse can perform in a variety of disciplines ranging from trail riding to English riding depending on the interest of the new owner. Of course, as therapy horses or burros, they are good listeners and can help people figure things out that are making them unhappy. Plus, they will not tell your inner-most secrets to anyone!

Horses and burros have been symbols of wealth and power, and have helped people build many great things all over the world. Unfortunately, people have used these loyal and intelligent animals to wage war against one another. If you want your wild horse or burro to trust you, you must be trustworthy, for these equines have all the wisdom and savvy learned from their life in the wild.

★ **Word Scramble**

Horses work in different capacities to help make our lives better. Unscramble the jobs that horses can do.

1. **LCEIPO**  
Clue: "To Protect and Serve"
2. **RHTYPEA**  
Clue: Treatment intended to relieve or heal a disorder
3. **TMYAIRIL**  
Clue: Army, Navy, Air Force, Marine
4. **EGRCARAI**  
Clue: In Cinderella, the Pumpkin turned into a \_\_\_\_\_.
5. **PWLO**  
Clue: Loosening or turning the soil
6. **ONNATTATRSOPRI**  
Clue: Cars, busses, trains, airplanes, trucks, and horses are all forms of \_\_\_\_\_.
7. **REAC**  
Clue: A competition where the winner is the fastest
8. **LHAU**  
Clue: To carry, move from point A to B
9. **BEORRD**  
Clue: Securing Points of entry into the United States. The \_\_\_\_\_ Patrol.
10. **DAPERA**  
Clue: A group of people marching in ceremony, celebration, or protest. Can consist of bands, floats, and lots of candy thrown.

1. \_\_\_\_\_
2. \_\_\_\_\_
3. \_\_\_\_\_
4. \_\_\_\_\_
5. \_\_\_\_\_
6. \_\_\_\_\_
7. \_\_\_\_\_
8. \_\_\_\_\_
9. \_\_\_\_\_
10. \_\_\_\_\_



## EQUINE ASSISTED THERAPY

Equine Assisted Therapy (EAT) helps children and adults with difficulties that they are experiencing in life. Although this is an experimental type of therapy and includes working with a psychologist or counselor and a horse, they work together to create positive changes!

### Benefits of Equine Assisted Therapy



Physical Healing



Mental Health and Happiness



Motor Skills



Focus and Behavior



Strength and Balance



Helps Improve Speech

### Just Joking!

**Q** What is the difference between a horse and a duck?

**A** One goes quick and the other goes quack!

**Q** What do you call a pony with a sore throat?

**A** A little hoarse.

**Q** What do you give a sick horse?

**A** Cough stirrup.

**Q** Why do cowboys ride horses?

**A** Because they're too heavy to carry!

**Q** What did the horse say when it fell?

**A** "I've fallen and I can't giddy-up!"

**Q** What do you call a horse that lives next door?

**A** A neigh-bour.

**Q** Why did the horse eat with its mouth open?

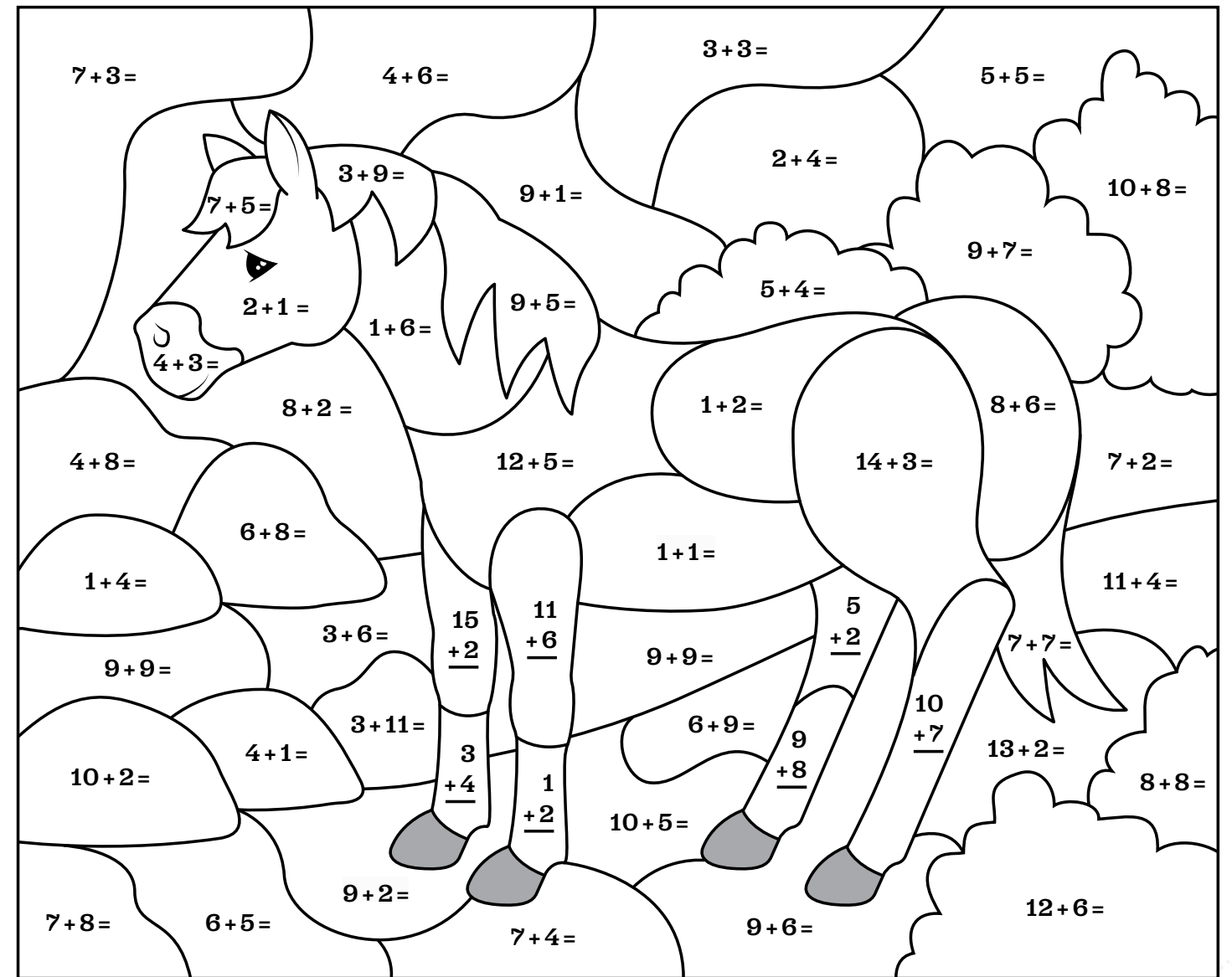
**A** Because it had bad stable manners.



A military veteran stands with a therapy horse that's helping him recover from trauma.

## ★ Color by Number Activity

Add the number and color the picture by number.



Here are your hints:



ANSWERS

9, 16, 18



ANSWERS

10, 6



ANSWERS

12, 5, 14



ANSWERS

7, 3, 2, 17



ANSWERS

15, 11

# Let's try this!

## How to Make a Sock Hobby Horse

### Materials



Sock



Felt



Two buttons



Sewing needle



Floss or yarn, or false eye lashes



Cotton



Rod or straight stick (broom or mop stick)



Glue gun and glue sticks

### Directions

Use an adult to help with the glue gun and sewing needles!

1. Using the felt, cut out two ear shapes and glue to sock.
2. Sew or glue buttons on each side of the sock.
3. Use floss or yarn to embroider eye lashes or glue on actual false eye lashes.
4. Add the mane by sewing and tying pieces of yarn/floss to the sock.
5. Stuff the sock with cotton.
6. Place stuffed sock on a rod and fasten by tying several times with yarn.
7. Make the bridle by tying yarn around the nose and leave some extra for the reins. GIDDY UP!



### BUT WAIT, I DO NOT HAVE...

Buttons: use wiggle eyes or draw them on with a marker

# 7

## CHAPTER 7

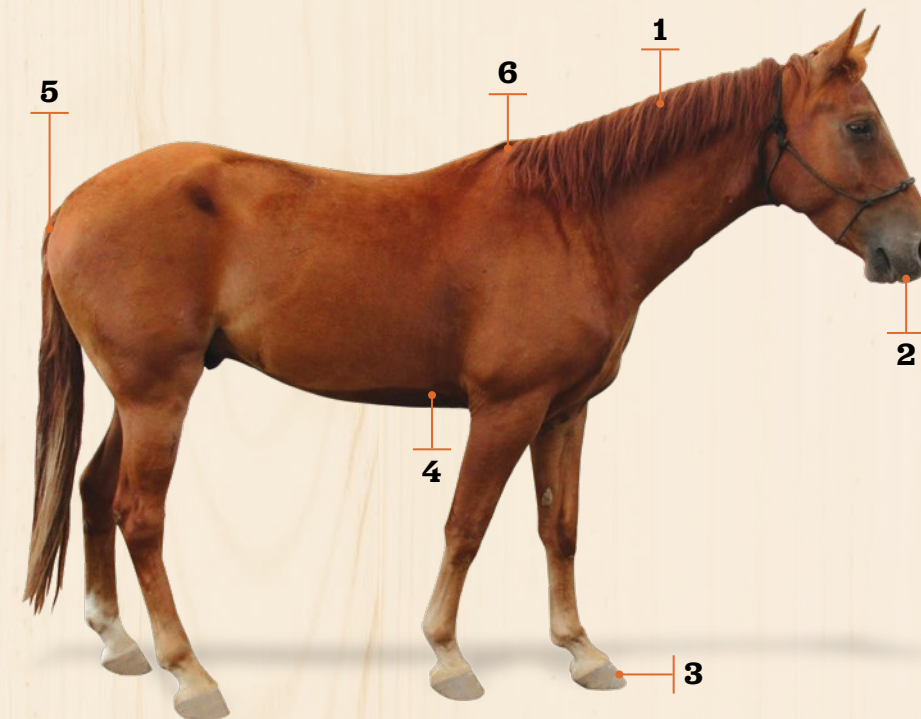
# Anatomy of an Equine

### DID YOU KNOW?

Horses and burros belong to the same family of animals as zebras (they happen to be distant relatives of rhinoceroses). Members of this equine family have hooves, slender legs, long heads, thick necks, manes, and long tails. However, burros have longer ears, shorter manes, and lighter, finer hair on their muzzles. Animals capable of fast movement require large eyes and horses have some of the largest eyes of all land mammals (sorry, the moose wins!). Their eyes are set to the side of their skull giving them good vision. Because their vision is closely tied to behavior, their visual abilities are thought of when handling and training them. Horses' ears can rotate in any direction to pick up sounds and many times, their eyes look in the same direction as the ear is picking up sounds.

### ★ Horse Anatomy Activity

Identify the parts of a horse. Use the descriptions of the parts provided to figure out the answers.



#### Hoof

The foot of the horse. The hoof wall is the tough outside covering of the hoof that comes into contact with the ground and is, in many respects, a much larger and stronger version of the human fingernail.

#### Muzzle

The chin, mouth, and nostrils of the face.

#### Tail

The long hairs which grow from the dock.

#### Mane

Long and relatively coarse hair growing from the ridge of the neck.

#### Withers

The ridge between the shoulder blades, seen best with horse standing square and head slightly lowered; the height of the horse is measured at the withers.

#### Girth or heart girth

The area right behind the elbow of the horse, where the girth of the saddle would go – this area should be where the barrel is at its greatest diameter.

1. \_\_\_\_\_

3. \_\_\_\_\_

5. \_\_\_\_\_

2. \_\_\_\_\_

4. \_\_\_\_\_

6. \_\_\_\_\_

★ **Straight from the horse's mouth! Horse Metaphor Activity**

A metaphor is a figure of speech that describes an object or action in a way that is not literally true but helps explain an idea or make a comparison. In other words, it describes one thing in terms of another. The toughest metaphors are indirect and implied, and in this activity, they are tough. If I said, "let me throw some light on the subject," I'm using light as a metaphor to describe the process of explanation and understanding.

**Match the metaphor to its meaning!**

Do not look a gift horse in the mouth

Straight from the horse's mouth

Get off your high horse

Closing the stable door after the horse has bolted

Do not put the cart before the horse

Horsepower

You can lead a horse to water, but you cannot make it drink

Hold your horses

You cannot make someone do something

Not showing appreciation when given a gift

Automobile's engine measurement

Thinking you are better than others

Wait and be patient

Getting advice

Doing things in the wrong order

Finding a solution after the damage has been done


**UNDERSTANDING A HORSE**

Wild horses and burros are very social animals which means they band together and work to help each other. They have special ways of communicating with each other by using sounds and movements. This communication helps them find food and water and protect themselves from harm. It also helps them decide who gets to breed and grow the herd. Here are ways that a horse communicates their feelings and emotions. You, too, can understand horses!


*This wild horse is an example of an animal that is **interested and curious**.*




**HORSE COLOR CHART**




Brown




Buckskin




Dun




Grulla




Palomino




Red Roan




Pinto



Sorrel




Black



Blue Roan




Appaloosa





Bay

★ **Drawing Activity**

Learn how to draw a horse. Use your knowledge of ear directions to decide what emotion your horse is feeling and practice changing the drawings of the ears to reflect the range of emotions of a horse.



You draw here!



# CHAPTER 8

## Bring Home Your Own American Icon

### DID YOU KNOW?

People in America can own a wild horse or burro if they want to. They can adopt or buy one from the Bureau of Land Management (BLM). When BLM removes wild horses and burros from public rangelands, it finds good homes for them. It sends animals to places all over the country where families can come see them and possibly bring one home. Families just need to have a good place to care for the animal and keep it safe. This means having a sturdy corral with shelter plus good food and water. Once the animal is gentled and used to its new home, it can be trained to do all the fun and useful things that horses and burros are good for, and it will love its new family for a very long time!

The BLM offers to place wild horses and burros removed from public rangelands into private care through adoption or sale. During the first 50 years of the program (1971 – 2021), the BLM placed more than 270,000 wild horses and burros into good homes. Anyone who is interested in adopting or buying an animal can find one at a BLM facility, an off-site event or online.

### Here is what you need to know:

**REQUIREMENTS:** Ensure that you meet standard requirements for adopting or purchasing a wild horse or burro in your area. Applicant must provide a facility with access to feed, water, and shelter. Facility refers to an enclosed area such as: corral, barn, stall, etc. Additional requirements can be found in the Important Documents section on the BLM webpage, or contact your local office.

**FIND AN EVENT OR LOCATION NEAR YOU:** Contact your preferred off-range corral location or make plans to visit an upcoming off-site adoption or sale event near you.

**APPLICATION:** Complete an adoption application or sales application.

**APPOINTMENT:** Arrive at the facility for your appointment or visit the event during the stated hours for viewing and adopting or purchasing animals.


**PICK-UP:** Arrange for payment and pick up of your wild horse or burro directly from the facility or event.



Pair of wild burros on the Bullfrog Herd Management Area in Nevada  
Photo credit: John Axtell

### ★ Wild Horse Topsy-Turvey Maze Activity

Help this horse find its way to a good home.

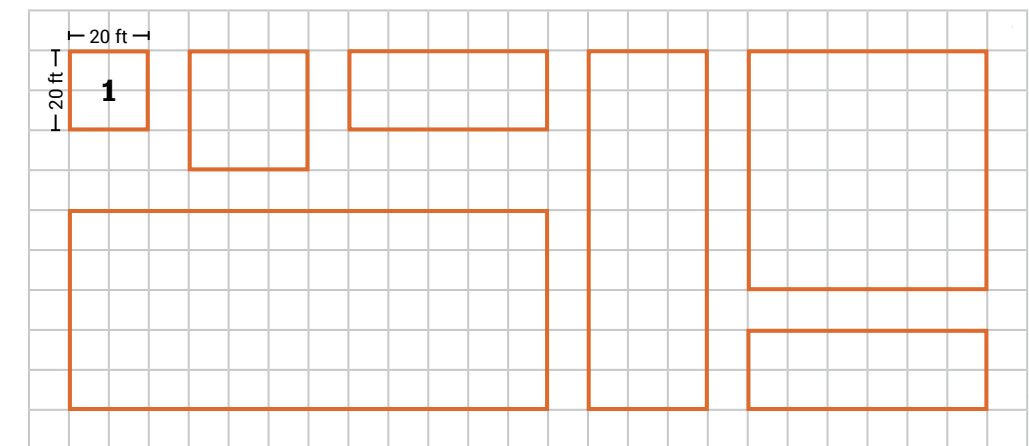


### ★ Necessary Space Activity

Fences are meant to keep horses on the property, make them feel safe, and prevent them from being frightened or annoyed by dogs, other unwanted animals, or people visiting their "space." It is important to make sure space is adequate prior to adopting a horse.

For a single horse, a corral area measuring 400 square feet is necessary. Look at the corrals and figure out how many horses/burros can fit in each area. Write the answer in the corral. Each line is equivalent to a 10-foot panel. Each square is 10 feet by 10 feet, making 100 square feet.

\* Example: 20 feet x 20 feet = 400 square feet = space for one horse/burro





**Contact the Bureau of Land Management with any questions regarding the Wild Horse and Burro Program.**

---

***BLM.gov/WHB • wildhorse@BLM.gov • (866) 468-7826 •***    

Scan the QR code to the right to visit our Educational Resources page to download the answer key for this booklet and access other fun and informative materials or visit ***www.BLM.gov/Programs/Wild-Horse-and-Burro/Educational-Resources.***

